


STANDARD COLOURS



The 25 samples below represent Rylock's standard powder coat colours. Colours outside of these may be specified, but will incur extra cost. Please contact your Rylock Sales Consultant for further details



Pearl White
(Gloss)



ColorBond
Surfmist (Matt)




Anodic Clear
(Matt)



ColorBond
Paperbark (Matt)




ColorBond
Dune (Matt)



White Birch
(Gloss)



ColorBond Classic
Cream (Matt)




Rylock Metallic
Silver (Satin)




ColorBond
Windspray (Matt)



ColorBond
Cove (Matt)




ColorBond
Gully (Matt)



ColorBond
Jasper (Matt)



ColorBond
Manor Red (Matt)




ColorBond
Terrain (Matt)



ColorBond
Mangrove (Matt)



ColorBond
Deep Ocean (Matt)



ColorBond
Ironstone (Matt)



ColorBond
Wallaby (Matt)



ColorBond
Woodland Grey (Matt)



Anodic Bronze
(Satin)




Anodic Dark
Grey (Matt)



ColorBond
Basalt (Matt)



ColorBond
Monument (Matt)



Charcoal
(Satin)



Custom Black
(Matt)

The above are printed representations of finishes produced within Rylock's powder coat facility.

No guarantee is made or implied with regards to accuracy, in respect to actual powder coat.

For larger samples of actual Rylock coated material, please contact your Rylock Sales Consultant

POWDER COATING




RYLOCK IN-HOUSE POWDER COATING

To exert precise control over finish & quality, Rylock has developed its own semi-automated powder coating lines. The first stage is multiple-tank pre-treatment of raw extrusions, which ensures a powerful bond between powder & aluminium. The lines are designed to minimise operator handling of the sections before & after coating. Testing powder adhesion & coating thickness - alongside visual inspections - are critical to the quality control process, as is the careful packing of finished metal into custom containers for transport



Such is the confidence in their powder coating process, in 2010 Rylock commissioned CSIRO to undertake independent testing of Rylock coatings, alongside a number of competing surface finishes. The results more than vindicated this confidence, & your Rylock Sales Consultant will be happy to provide the entire twenty-three page report & explanatory letter, which summarise the process & findings



Like any surface finish left exposed to the atmosphere, powder coated window & door frames need basic maintenance to ensure their longevity. The external faces of window & door frames should be washed with a mild detergent & clean water to remove deposits. This is typically undertaken at 12 monthly intervals, however if the product is exposed to salt air or industrial pollutants, it should be washed every 3 months